


# My Bible Basket

Top Ten Bible Resources to Have  
on Hand for Discipling Children

by Liz Millay



“I have no greater joy than to hear that my children are walking in the truth.”

-3 John 1:4

The most important task we have as parents is to pass on knowledge of our amazing God. Deuteronomy 6:7 says we are to “impress” God’s Word on our children. It is a privilege and responsibility that can be both exciting and overwhelming!

I don’t know about you, but for me it can be so easy to get caught up in the busyness of day-to-day life and find myself not being intentional about teaching my children to walk in the truth. One thing that I’ve found to be helpful is to keep some essential teaching tools in a basket on the kitchen table. That way, they are right there in a place where I’ll see them everyday, easy to access and use.

In this PDF I want to share with you 10 awesome things that you can put in your own “Bible basket.” I hope these ideas are helpful as you work to teach your children.

-Liz Millay

[www.steadfastfamily.com](http://www.steadfastfamily.com)

© 2015 Liz Millay, [steadfastfamily.com](http://steadfastfamily.com); All Rights Reserved.

Distribution of this PDF from your own website, or reposting images or text on your own website is not permitted. Resale, editing or altering is also prohibited.

Please link directly to [simplelifemessylife.com](http://simplelifemessylife.com) to share this PDF with others.



1 Bible

2 Prayer Prompts

3 Blank Notebook

10 Activity Prompts

4 Reference Materials



9 Discussion Questions

5 Pens and Markers

8 Memory Verses

7 Worship Music

6 Play People

## 1 Bible Recommendations

{3 and under} Rhyme Bible Storybook  
for Toddlers

{3-5} Rhyme Bible Storybook

{5 and up} Jesus Storybook Bible

For an easy to read Bible translation try  
the NLT or NIrV

## 2 Prayer Prompts

When kid's are still learning to pray, I've found that using prayer prompts are a great way to help them out. You could use a journal to write prayer requests or try out the prayer sticks we made [here](#). I've also included prayer prompt cards in this PDF. There are cards with topics and space to write for older kids and cards with pictures for younger kids.

## 3 Blank Notebook

Using a note book for journaling is something that kid's of all ages can do!

You can use a notebook for lots of things. Some ideas are: taking notes from your Bible study, writing prayers, copying verses, and drawing pictures and doodles of what you're learning.

## 4 Reference Materials

Right now I'm on the lookout for some good child-friendly reference materials. I will definitely post an update when we find some. Meanwhile, my favorite Bible reference tool that I use when preparing Bible studies for my son is [biblehub.com](http://biblehub.com) - it has so many great resources!

5

### Pens and Markers

Good pens and markers are an invaluable tool for studying the Bible! Especially when you are using a notebook (number 3). My favorite pens are Pilot Pens and we love Pip Squeak Skinnies Markers.

6

### Play People

We have found play people to be a great resource for remembering the stories we read about in the Bible. We use them to set up little Bible scenes and act the stories out. You can see how we made our own Bible peg people [here](#).

7

### Worship Music

Listening to worshipful music throughout the day is great for keeping our minds and hearts focused on Christ. Some of our favorites are Steve Green's Hide 'Em In Your Heart, Seeds Family Worship, and our Toby Mac Pandora Station.

8

### Memory Verses

Before we started regular memory work I was a little intimidated, thinking it would be really difficult. However, we've taken it slow and have found that hiding God's Word in our heart can be an enjoyable experience! We loosely follow the Charlotte Mason method - Read about it [here](#). (Memory verse cards included in PDF)

9

## Discussion Questions

I love discussing the Bible with my son. A lot of times kids understand more than we give them credit for - and they always have great questions!

If you need some help getting the conversation going, I've included 8 generic discussion question cards in this PDF (the blue cards).

10

## Activity Prompts

If you stick around my blog for any length of time, you will see that we love Bible activities! Doing different types of activities really helps kids to experience what they're learning. After all, it is the things that we see, touch, taste, feel, and do that we remember most! I've included 8 generic activity ideas in this PDF (orange cards), but if you are looking for more kid's Bible activity ideas check out [Play Through The Bible](#), [Summer Search for God](#), and [Hero Training! Kid's Character Challenge](#).



MY FAMILY



MY FRIENDS



MY CITY/COUNTRY



MY WORLD





PLEASE HELP ME...

---

---

---

---



THANK YOU FOR...

---

---

---

---



PLEASE FORGIVE ME FOR...

---

---

---

---



I PRAISE YOU FOR...

---


---

---

---



FAMILY



FRIENDS



"People" by Tuk Tuk Design via [thenounproject.com](http://thenounproject.com)

THE WORLD

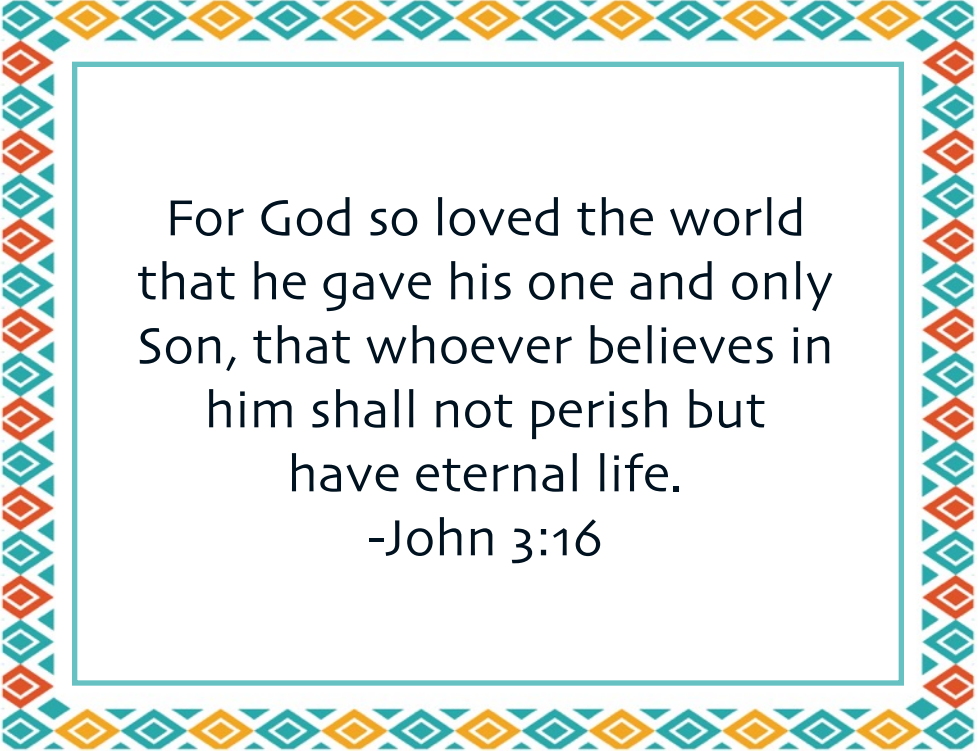


MY HOME

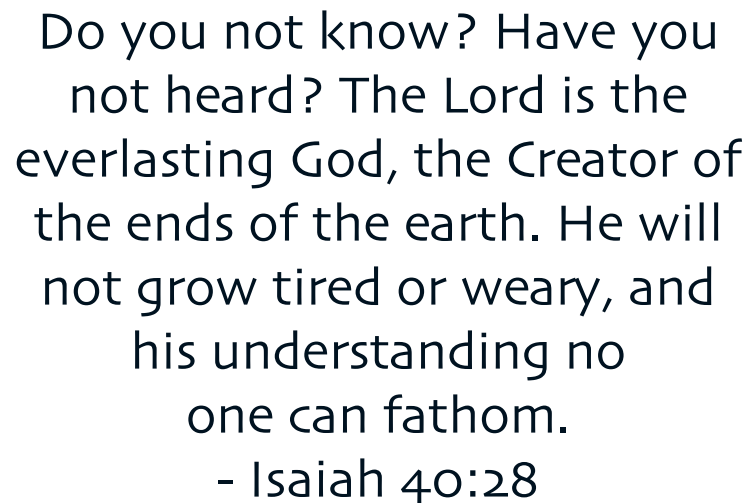




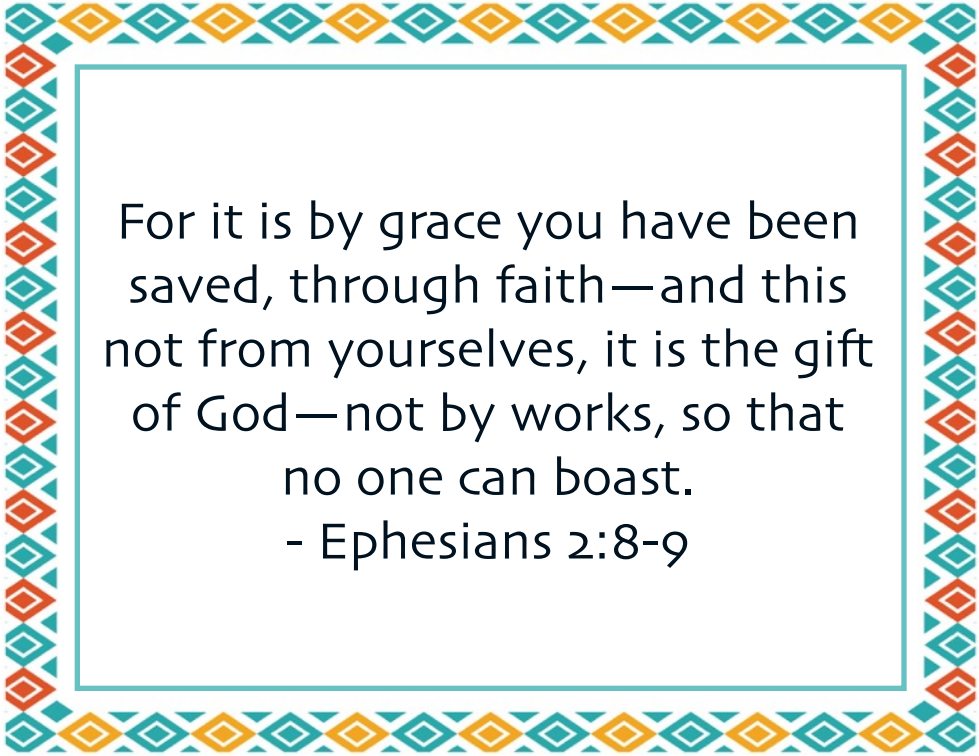
In the beginning God created  
the heavens and the earth.  
- Genesis 1:1



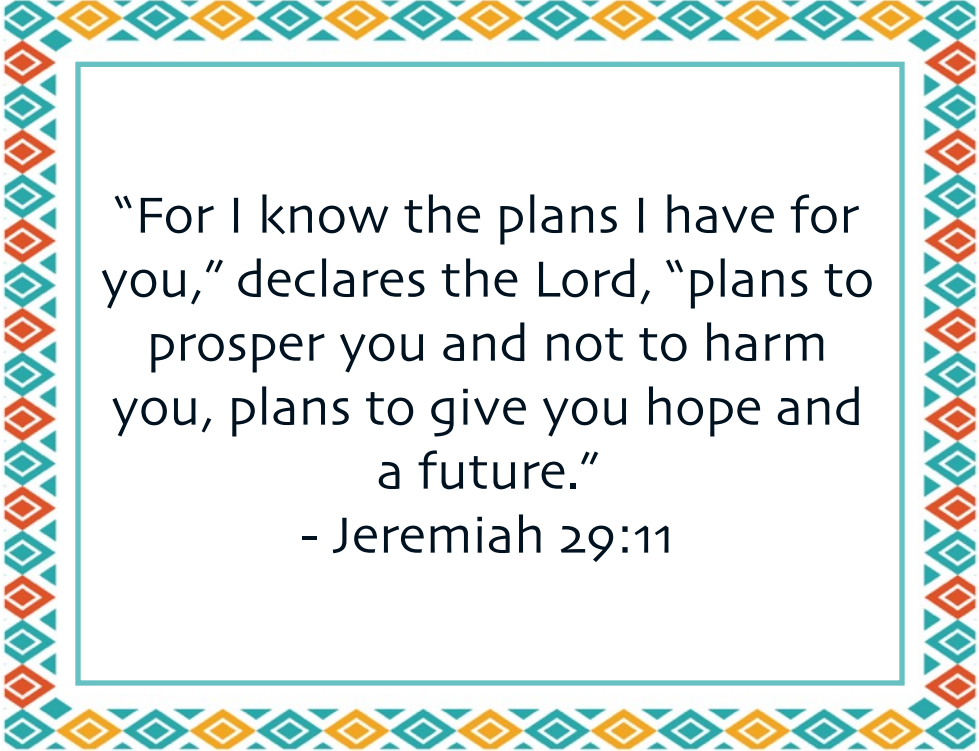
For God so loved the world  
that he gave his one and only  
Son, that whoever believes in  
him shall not perish but  
have eternal life.  
-John 3:16



Do you not know? Have you  
not heard? The Lord is the  
everlasting God, the Creator of  
the ends of the earth. He will  
not grow tired or weary, and  
his understanding no  
one can fathom.  
- Isaiah 40:28




For it is by grace you have been  
saved, through faith—and this  
not from yourselves, it is the gift  
of God—not by works, so that  
no one can boast.  
- Ephesians 2:8-9



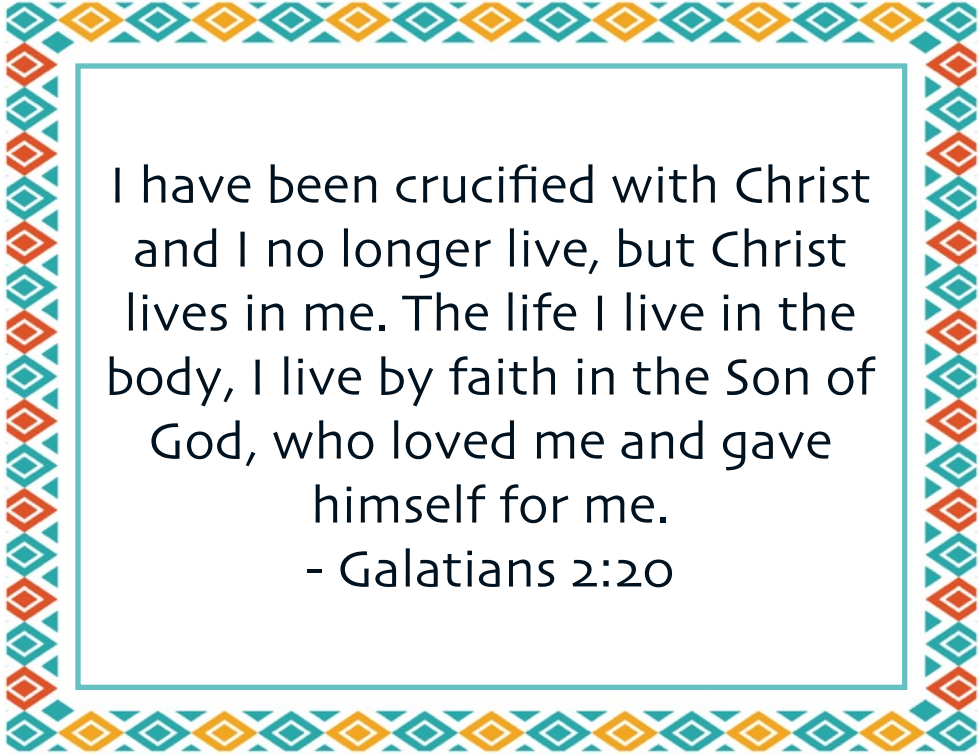
“For I know the plans I have for you,” declares the Lord, “plans to prosper you and not to harm you, plans to give you hope and a future.”

- Jeremiah 29:11



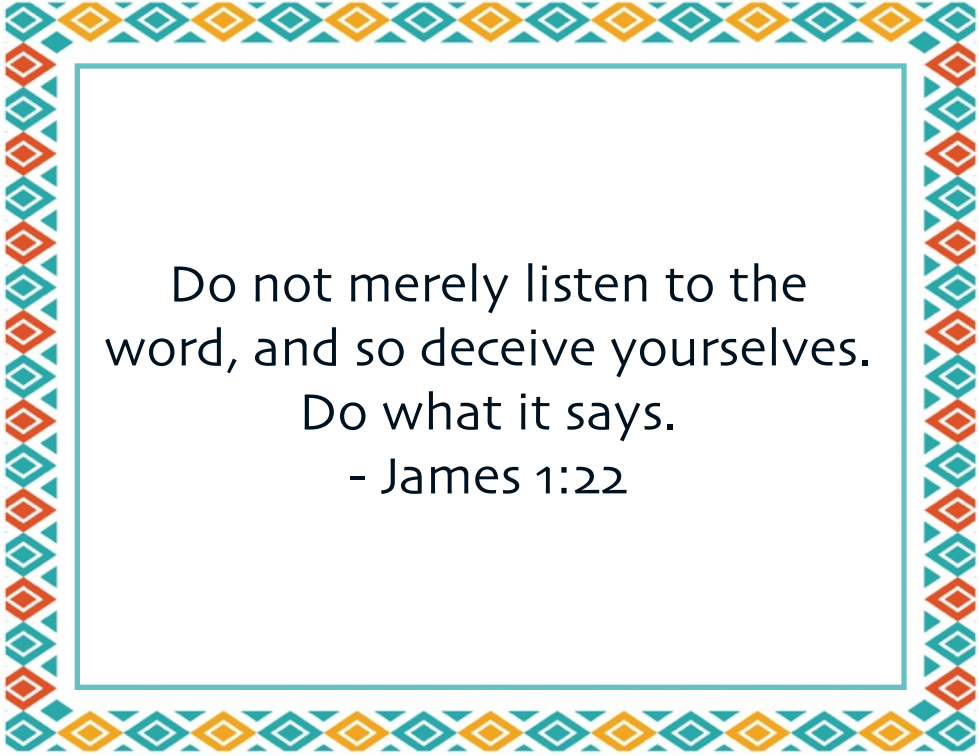
Trust in the Lord with all your heart and lean not on your own understanding; in all your ways acknowledge him, and he will make your paths straight.

-Proverbs 3:5-6



I have been crucified with Christ and I no longer live, but Christ lives in me. The life I live in the body, I live by faith in the Son of God, who loved me and gave himself for me.

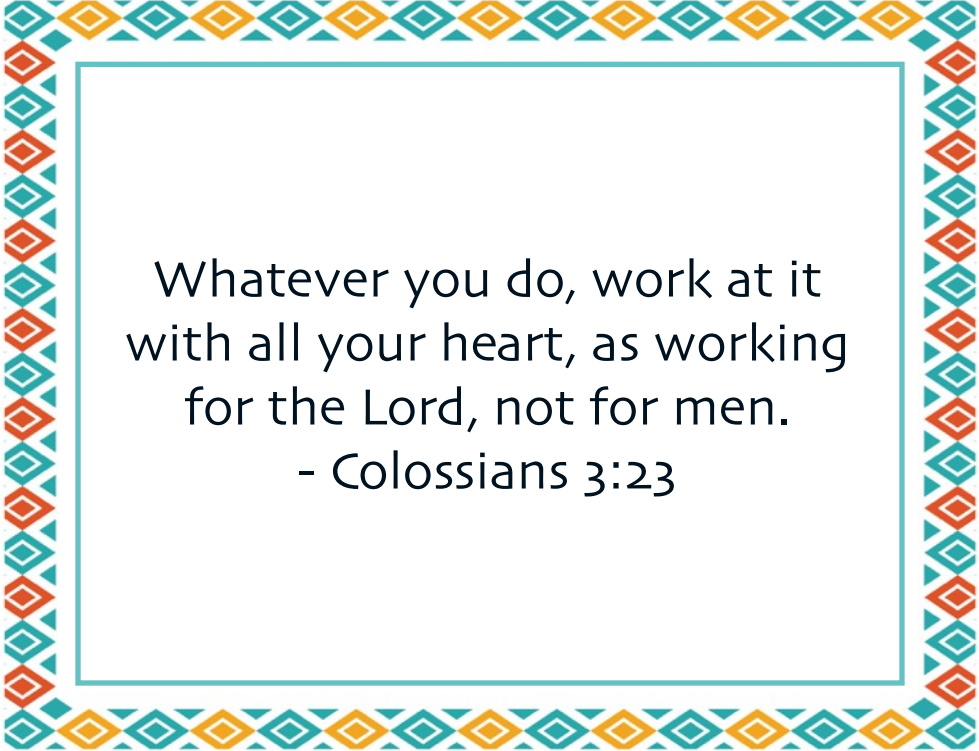
- Galatians 2:20



Do not merely listen to the word, and so deceive yourselves. Do what it says.


- James 1:22





Whatever you do, work at it  
with all your heart, as working  
for the Lord, not for men.

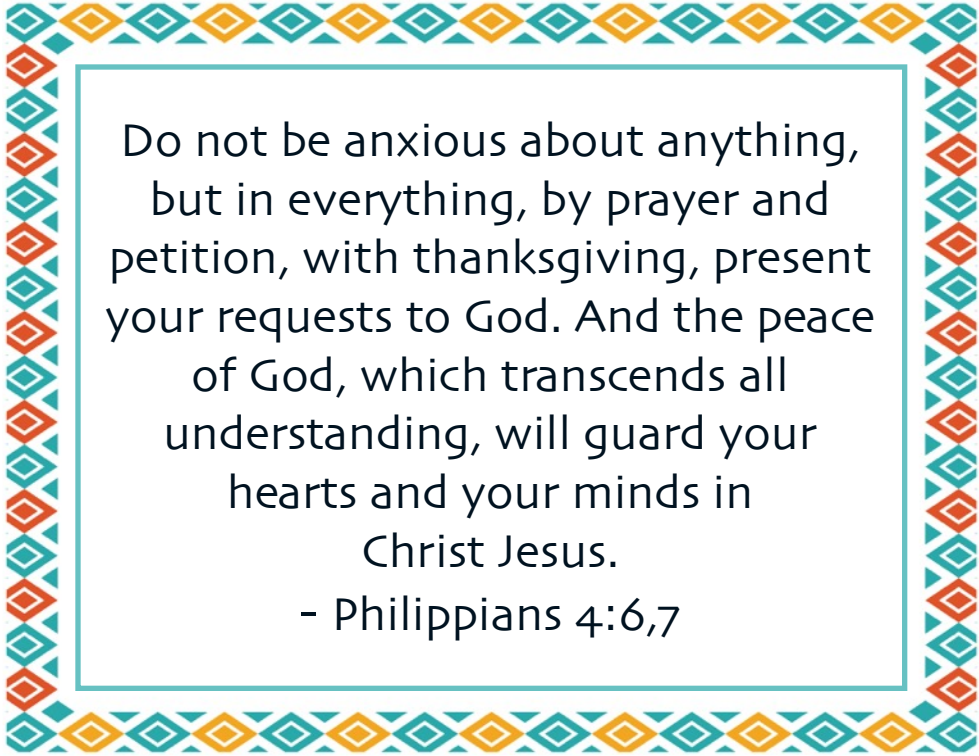
- Colossians 3:23



But the fruit of the Spirit is love,  
joy, peace, patience, kindness,  
goodness, faithfulness,  
gentleness and self-control.

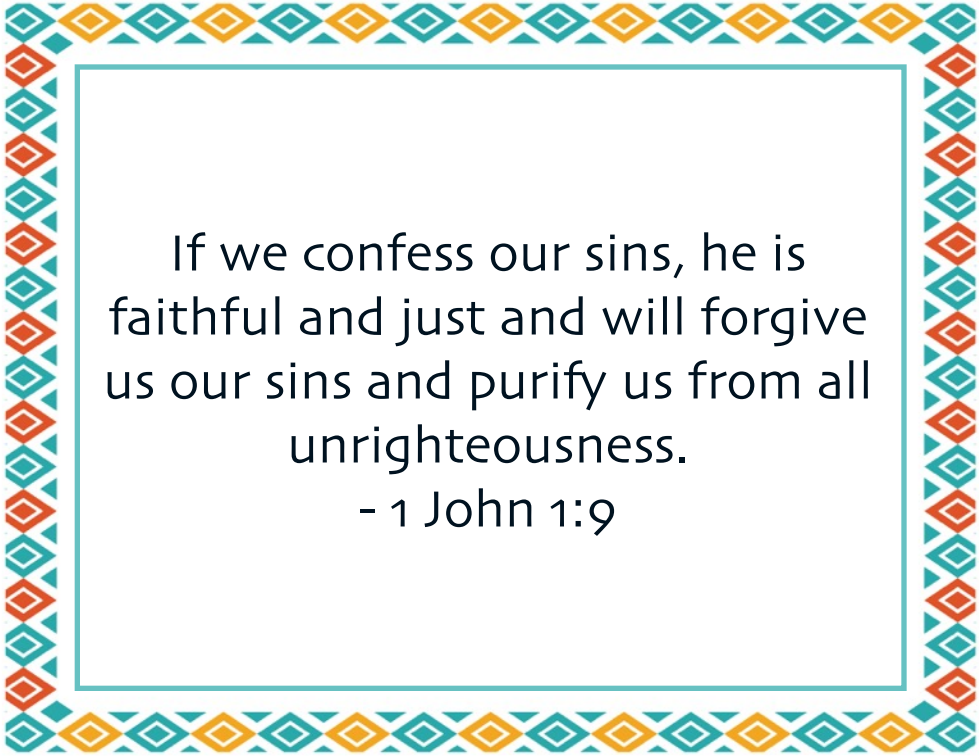
Against such things  
there is no law.

-Galatians 5:22-23



Do not be anxious about anything,  
but in everything, by prayer and  
petition, with thanksgiving, present  
your requests to God. And the peace  
of God, which transcends all  
understanding, will guard your  
hearts and your minds in  
Christ Jesus.

- Philippians 4:6,7



If we confess our sins, he is  
faithful and just and will forgive  
us our sins and purify us from all  
unrighteousness.

- 1 John 1:9



What was the Bible story/  
passage about?

What did the Bible story/  
passage tell you about God?

What other Bible stories did  
this one remind you of?

Was there any words that  
were repeated in the  
passage you read?

What should you do after reading this story / passage?

Who was the main character of the story you read? What did he or she learn?

What was your favorite part of the story / passage?  
Why?

What can you praise God about from this story / passage?

Draw a picture about the Bible story you read.

Write out a verse from the passage you read. Make it fun and colorful.

Act out the story you just read.

Make up a skit using the main point from the passage you read.

Teach the Bible story /  
passage you read to  
someone else.

Make up a song about the  
Bible story / passage you  
read.

Journal a prayer about what  
you read.

Come up with dance moves  
or hand motions that go  
along with a verse from the  
passage you read.